



HIGH PERFORMANCE  
PLUNGER TYPE AIRLESS PUMP  
BEAR SERIES

HIGH PERFORMANCE PLUNGER TYPE AIRLESS PUMP

# BEAR SERIES

**SP1021 • SP1628 • SP1636 • SP1844 • SP1854(Z) • SP1878  
SP2544 • SP2554(Z) • SP2578**



**AIRLESS  
SPRAY  
EQUIPMENT**



Aiming for eco-friendly and  
human-friendly coating

"Ec'Coater" is formed from the words "Ecology"  
and "Coater (coating machine)".  
"Ec'Coater" represents our concept born through  
our corporate principle.

# HIGH PERFORMANCE PLUNGER TYPE AIRLESS PUMP BEAR SERIES

User-friendly and  
High Performance  
Airless Pump Series

Airless pump of environmentally-friendly design and outstanding usability, friendly to people and the environment

## Significantly Reduces Washing Solvent and Waste Paint!

### FEATURES

#### ● Environment-Friendly

By improving the paint path, 30% of the washing solvent and wasted paint at the washing process has been reduced.  
(Compared to our conventional machines)

#### ● Cost Reduction

Due to its high washing efficiency, the amount of washing solvent and waste paint has been reduced, and washing time is shortened. As a result, you can drastically reduce your costs.

#### ● Easy Maintenance

A special ring spring has been adopted for the grand packing area. No more retightening the packing is required.

SUPER BEAR  
SP2544

#### Simple Design

The structure of the platform is simpler and stronger than the conventional machines.

#### Improved Fluidity (2)

By using joints with smoother connections, fluidity has been improved.



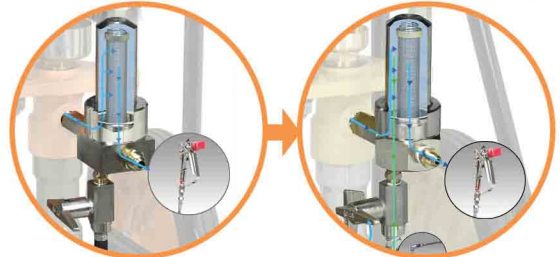
#### Improved Fluidity (1)

Fluidity has been improved by adopting a simpler structure for the material filter part. 22% of volume has been reduced without changing the filter area, and 30% of weight has been reduced at the same time.

#### Improved Washability (1)

(Conventional type)

SUPER BEAR (New model)




Washability of filter has been improved by establishing a washing bypass circuit on the material filter part. Since the paint hose is washed after draining directly from the drainage hose and washing the material filter, the amount of drainage and washing time is reduced compared to the conventional models.

#### Improved Conveyance

By expanding the width between wheels, conveyance at work sites has been enhanced.

(Conventional type)

SUPER BEAR (New model)



500mm

Expanded to 600mm

#### Improved Washability (3)

Washability has been significantly improved by adopting double hose type high-molecular-weight polyethylene tubes, which were well received on our motor pump series, on the inner surface of suction hose.

#### Improved Washability (2)

To improve washability, the shape of suction filter has been changed. This new shape improves the washing efficiency and also enables using the paint to the last drop.

(Conventional type)

SUPER BEAR (New model)



# We provide various pumps that suit the application

## MINI BEAR

LOW VOLUME TYPES  
SP1021



MINI BEAR  
SP1021

## LIGHT BEAR

MEDIUM VOLUME TYPES  
SP1628. SP1636



LIGHT BEAR 30  
SP1628



LIGHT BEAR 20  
SP1636

## BIG BEAR

HIGH VOLUME TYPES  
SP1844. SP1854. SP1878



BIG BEAR  
SP1878

## SUPER BEAR

HIGH VOLUME TYPES  
SP2544. SP2554. SP2578



SUPER BEAR  
SP2554

\*Accumlate hose  
(Option)

## ZINC

ZINC RICH TYPE  
SP1854Z. SP2554Z



ZINC  
SP1854Z

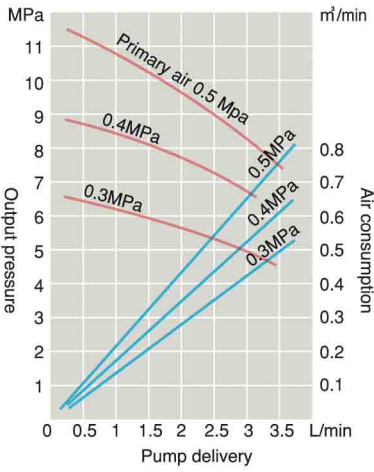
\*Accumlate hose  
(Option)

### STANDARD COMPONENTS

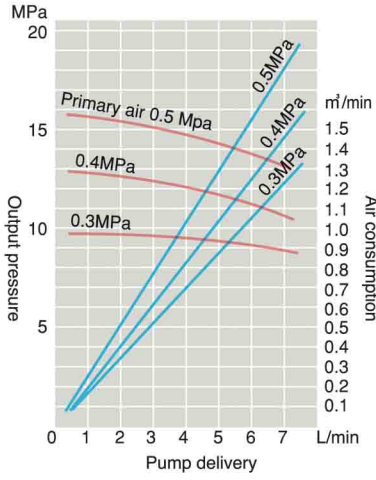
		ZINC
Pump	Airless pump	●
	Suction filter	●
	Suction hose	●
	Air regulator	●
	Pressure gauge	●
	Nozzle cleaner	●
	Material filter	●
	Lubricator	●
	Accumlate hose	●
Accessories	Air spray gun	MG15
	Nozzle	GN
	Material hose	NH05100

# PERFORMANCE CURVE

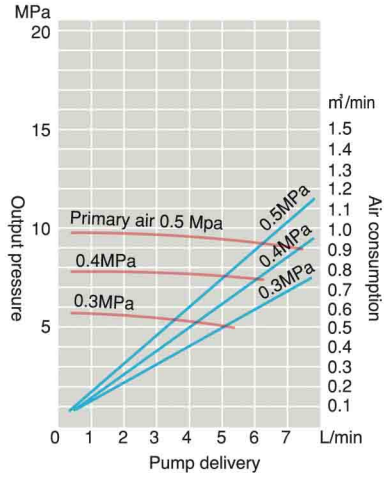
MINI BEAR SP1021 (1:23)



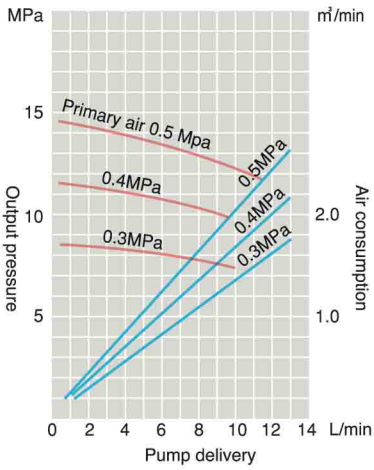
LIGHT BEAR SP1628 (1:30)



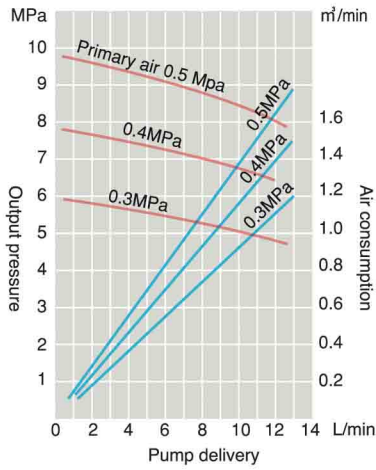
LIGHT BEAR SP1636 (1:20)



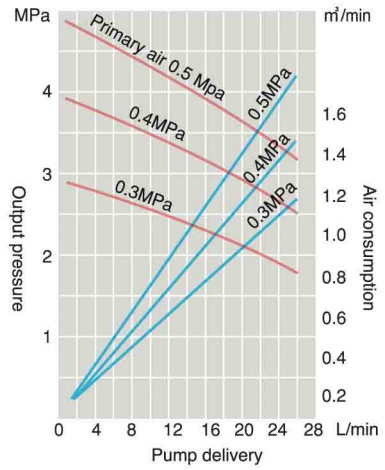
BIG BEAR SP1844 (1:30)



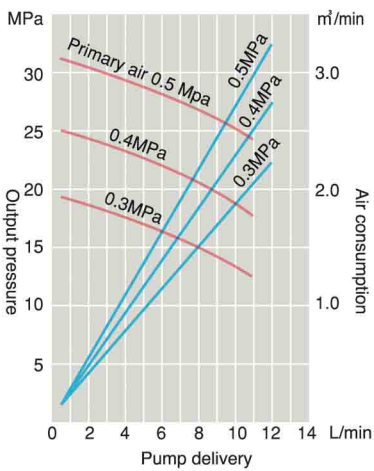
BIG BEAR SP1854 (Z) (1:20)



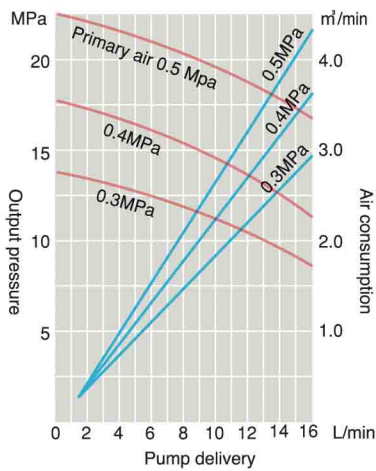
BIG BEAR SP1878 (1:10)



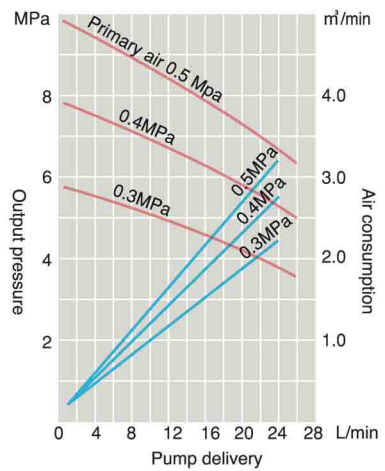
SUPER BEAR SP2544 (1:65)



SUPER BEAR SP2554 (Z) (1:45)



SUPER BEAR SP2578 (1:20)



## How to select Air-driven Airless Pumps

When selecting the pump type, refer to the above performance curve by calculating the delivery and output pressure from type of paint, coated film thickness, transfer distance, number of guns, nozzles, and etc.

— Output pressure  
— Air consumption



Steelframes



Construction finishing



Wood furnitures



Steel furnitures



Ship building



Construction machinery




Machines



Heavy vehicles

# ACCESSORIES

## ● HAND GUN



## ● NOZZLE



### ● Flat Spray Nozzle (GN) C-type(For top coat)

Equivalent diameter (mm)	Delivery mL/min		Pattern width mm (Pattern Number)									
	10MPa	6MPa	50~100 (03)	100~150 (05)	150~200 (07)	200~250 (09)	250~310 (11)	310~360 (13)	360~410 (15)	410~460 (17)	460~510 (19)	510~560 (21)
0.19	190	150	03C03	03C05	03C07							
0.23	260	200	04C03	04C05	04C07	04C09						
0.25	380	300	06C03	06C05	06C07	06C09	06C11					
0.28	450	350		07C05	07C07	07C09	07C11					
0.32	580	450		09C05	09C07	09C09	09C11					
0.36	770	590		12C05	12C07	12C09	12C11	12C13	12C15			
0.40	900	690		14C05	14C07	14C09	14C11	14C13	14C15			
0.43	1,020	790		16C05	16C07	16C09	16C11	16C13	16C15	16C17		
0.45	1,150	890		18C05	18C07	18C09	18C11	18C13	18C15	18C17		
0.48	1,280	990		20C05	20C07	20C09	20C11	20C13	20C15	20C17		
0.54	1,600	1,240			25C07	25C09	25C11	25C13	25C15	25C17		
0.59	1,920	1,490			30C07	30C09	30C11	30C13	30C15	30C17	30C19	
0.69	2,560	1,980				40C09	40C11	40C13	40C15	40C17	40C19	40C21
0.83	3,840	2,970				60C09	60C11	60C13	60C15	60C17	60C19	60C21

### ● Rotating Nozzle (RN4) C-type(For top coat) Nozzle tip only is RN4A

Equivalent diameter (mm)	Delivery mL/min		Pattern width mm (Pattern Number)						
	10MPa	6MPa	50~100 (03)	100~150 (05)	150~200 (07)	200~250 (09)	250~310 (11)	310~360 (13)	360~410 (15)
0.19	190	150	03C03						
0.23	260	200		04C05	04C07				
0.25	380	300		06C05	06C07				
0.28	450	350		07C05	07C07				
0.32	580	450		09C05	09C07	09C09	09C11		
0.36	770	590			12C07	12C09	12C11	12C13	12C15
0.40	900	690			14C07	14C09	14C11	14C13	14C15
0.43	1,020	790			16C07	16C09	16C11	16C13	16C15
0.45	1,150	890			18C07	18C09	18C11	18C13	18C15
0.48	1,280	990			20C07	20C09	20C11	20C13	20C15
0.54	1,600	1,240			25C07	25C09	25C11	25C13	25C15
0.59	1,920	1,490			30C07	30C09	30C11	30C13	30C15
0.69	2,560	1,980			40C07	40C09	40C11	40C13	40C15
0.83	3,840	2,970			60C07	60C09	60C11	60C13	60C15

### ● Rotating Nozzle (RN7) C-type(For top coat) Nozzle tip only is RN7A

Equivalent diameter (mm)	Delivery mL/min		Pattern width mm (Pattern Number)									
	10MPa	6MPa	50~100 (03)	100~150 (05)	150~200 (07)	200~250 (09)	250~310 (11)	310~360 (13)	360~410 (15)	410~460 (17)	460~510 (19)	510~560 (21)
0.19	190	150	03C03	03C05	03C07							
0.23	260	200	04C03	04C05	04C07	04C09						
0.25	380	300	06C03	06C05	06C07	06C09	06C11					
0.28	450	350		07C05	07C07	07C09	07C11					
0.32	580	450		09C05	09C07	09C09	09C11					
0.36	770	590		12C05	12C07	12C09	12C11	12C13	12C15			
0.40	900	690		14C05	14C07	14C09	14C11	14C13	14C15			
0.43	1,020	790		16C05	16C07	16C09	16C11	16C13	16C15	16C17		
0.45	1,150	890		18C05	18C07	18C09	18C11	18C13	18C15	18C17		
0.48	1,280	990		20C05	20C07	20C09	20C11	20C13	20C15	20C17		
0.54	1,600	1,240			25C07	25C09	25C11	25C13	25C15	25C17		
0.59	1,920	1,490			30C07	30C09	30C11	30C13	30C15	30C17	30C19	
0.69	2,560	1,980				40C09	40C11	40C13	40C15	40C17	40C19	40C21
0.83	3,840	2,970				60C09	60C11	60C13	60C15	60C17	60C19	60C21

### ● Flat Spray Nozzle (GN) P-type(For under coat) ● Rotating Nozzle (RN4) P-type(For under coat)

Equivalent diameter (mm)	Delivery mL/min		Pattern width mm (Pattern Number)				
	10MPa	6MPa	50~100 (03)	100~150 (05)	150~200 (07)	200~250 (09)	250~310 (11)
0.28	450	350	07 P 03	07 P 05			
0.32	580	450	09 P 03	09 P 05			
0.40	900	690	14 P 03	14 P 05	14 P 07		
0.43	1,020	790		16 P 05	16 P 07		
0.45	1,150	890		18 P 05	18 P 07		
0.48	1,280	990		20 P 05	20 P 07		
0.59	1,920	1,490		30 P 05	30 P 07		

### ● Flat Spray Nozzle (GN) S-type(For large diameter) ● Rotating Nozzle (RN4) S-type(For large diameter)

Equivalent diameter (mm)	Delivery mL/min		Pattern width mm (Pattern Number)				
	10MPa		150~200 (07)	200~250 (09)	250~310 (11)	310~360 (13)	
0.90	5,120		80 S 07	80 S 09	80 S 11		
1.00	6,400		100 S 09	100 S 11	100 S 13		
1.24	7,680		120 S 09	120 S 11	120 S 13		

Rotating nozzle (RN7) does not have P-type and S-type.

### ● Cone Spray Nozzle (CN) (10MPa water)

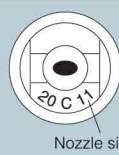
Nozzle No.	1A	2A	3A	4A	5A	6A	8A	10A	15A
Delivery mL/min	260	385	650	930	1,130	1,320	1,880	2,240	3,610

3 types with different spray angle are available.  
A type (Standard 80°) / B type (60°) / C type (40°)

### ● Free Pattern Nozzle (FN)

Part No.	Application
FN20	For finishing (lacquer, melamine)
FN28	For general construction components
FN41	For shipbuilding, heavy duty coating
FN49	For exterior construction components

### Number indication of Flat spray nozzle



20 C 11  
 20: Nozzle size  
 C: Application of nozzle  
 C: Conventional nozzle  
 P: Primer nozzle  
 S: High capacity nozzle  
 11: Pattern number  
 Delivery of one minute  
 (Accurate delivery shall be calculated.  
 For standard value, multiply factor 64.)  
 20×64=1280mL/min(10MPa)

- ▲▲ Standard nozzle (shaded areas)
- ▲▲ Ordered nozzle (unshaded areas)

- The shaded areas are standard nozzle. The unshaded areas are ordered nozzle, therefore please confirm the delivery date when ordering.
- The conditions for the pattern widths are as below.  
 Delivery Number 30 or less: Spray distance 25cm  
 Delivery Number 40 or more: Spray distance 30cm
- Delivery and pattern width may vary due to type of coating and viscosity.  
 In order to select the best-suited nozzle, please contact our sales staff.  
 \*Price and specification may be changed without prior notice.

# HIGH PERFORMANCE PLUNGER TYPE AIRLESS PUMP BEAR SERIES

## SPECIFICATION

● **BEAR SERIES** The values inside the brackets ( ) are SUS specification.


Name	MINI BEAR	LIGHT BEAR			BIG BEAR	
Model	SP1021	SP1628 (S)	SP1636 (S)	SP1844 (S)	SP1854 (S)	SP1878(S)
Part No.	40338-9	40344-7 (40378-4)	40344-6 (40378-5)	40353 (40374)	40353-1 (40374-1)	40353-2(40374-2)
Pressure ratio	1 : 23	1 : 30	1 : 20	1 : 30	1 : 20	1 : 10
Regular delivery	Normal	1.3L/min	2.2L/min	3.2L/min	4L/min	8L/min
	Maximum	4L/min	6.8L/min	10L/min	14L/min	30L/min
Delivery (Max)	11.5MPa	15MPa	10MPa	15MPa	10MPa	5MPa
Dimensions (W×D×H)	320×400×750mm	350×500×900mm			600×720×1,280mm	
Weight	14kg	32kg	33kg	80kg	85kg	90kg
Compressor	Continuous 1 PS Intermittent 0.5PS	Continuous 2PS / Intermittent 1PS			Continuous 5PS / Intermittent 3PS	

Name	SUPER BEAR			ZINC	
Model	SP2544 (S)	SP2554 (S)	SP2578 (S)	SP1854Z	SP2554Z
Part No.	40381-3 (40382-3)	40342 (40379-7)	40342-1 (40379-8)	40330-4	40329-3
Pressure ratio	1 : 65	1 : 45	1 : 20	1 : 20	1 : 45
Regular delivery	Normal	4L/min	6L/min	8L/min	6L/min
	Maximum	14L/min	20L/min	30L/min	20L/min
Delivery (Max)	32.5MPa	22.5MPa	10MPa	10MPa	22.5MPa
Dimensions (W×D×H)	600×720×1,280mm				
Weight	105kg	110kg	115kg	85kg	110kg
Compressor	Continuous 7.5PS / Intermittent 5P			Continuous 5PS Intermittent 3PS	Continuous 7.5PS Intermittent 5PS

## STANDARD COMPONENTS

		MINI BEAR	LIGHT BEAR	BIG BEAR	SUPER BEAR	
Pump	Airless pump	●	●	●	●	*1 Delivery and pattern width may vary due to paint and viscosity. To select the most suited nozzle, please contact our staff. *2 For SUPER BEAR SP2544 (Pressure ratio1:65), choose the paint hose and air gun which specification do not exceed the maximum operating pressure.
	Suction filter	●	●	●	●	
	Suction hose	●	●	●	●	
	Air regulator	●	●	●	●	
	Pressure gauge	●	●	●	●	
	Nozzle cleaner	●	●	—	—	
	Material filter	●	●	●	●	
	Accumulator hose	●	●	—	—	
Accessories	Special tools	●	●	●	●	
	Air spray gun	MG7			MG31 *2	
	Nozzle *1	GN				
	Material hose	NSR06100 (10m)		NH05100 (10m)	NH09200 (20m) *2	

## OTHER ACCESSORIES (OPTIONAL)



**⚠ Cautions for Safety** For correct and safe use of the equipment, please refer to operation manual provided for it.

\*Appearances and specifications of the equipment shown on this booklet are subject to be changed for the purpose of its improvement, without pre-announcement.



ISO9001  
JQA-2095



ISO14001  
JQA-EM2121

**ASAHI SUNAC CORPORATION**

Head Office & Factory  
5050 Asahimae-cho  
Owariasahi, Aichi Pref., 488-8688 Japan  
Tel: +81-561-52-0717  
Fax: +81-561-54-8847  
<http://www.sunac.co.jp>  
E-mail: [ctrd01@sunac.co.jp](mailto:ctrd01@sunac.co.jp)

©2015 Asahi Sunac Corporation. All Rights Reserved.  
Models and specifications are subject to change without notice.